




100 RegO Drive PO Box 247 Elon, NC 27244 USA Phone (336) 449-7707 Fax (336) 449-6594 www.regoproducts.com

PU 233

3/13/13

New A7624- 3" Heavy Duty Swing Check with Flow Indicator Application

This back check valve is designed to provide required back flow protection for the unloading riser in the bulk plant's transfer area. It is designed specifically for pipeline installation and is suitable for LP-Gas and Anhydrous Ammonia service. Product flow moves the swing check to the open position, when flow stops the spring loaded swing check closes.



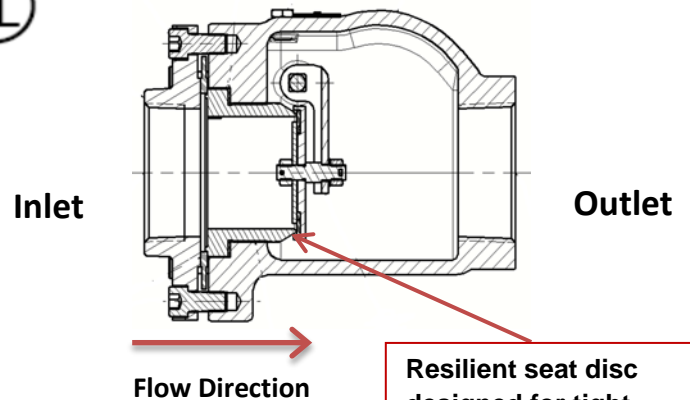
Large flow indicator mounted on the valve shows the position of the swing check.

Features

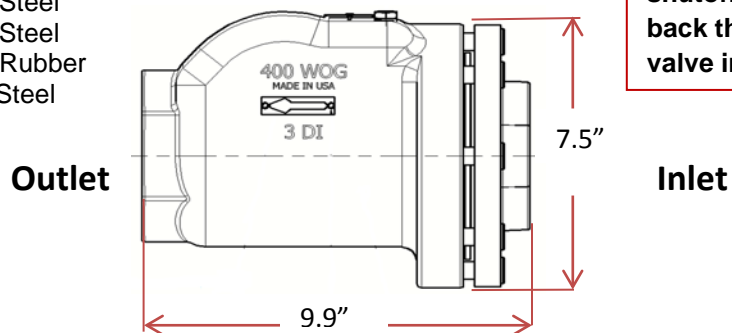
- Easy to read flow indicator
- Heavy duty spring loaded swing check design
- Resilient synthetic rubber seat disc
- High flow rates with low pressure drop
- May be installed either horizontally or vertically
- ¼" F-NPT plugged boss on top of body

Materials

Body.....Ductile Iron
 StemStainless Steel
 SeatStainless Steel
 Seat DiscSynthetic Rubber
 Return SpringStainless Steel



Resilient seat disc designed for tight shutoff, prevents flow back through the valve inlet



Ordering Information

Part Number	For Use With:	Inlet & Outlet Connections	Liquid Capacity at 10 PSIG Drop GPM
A7624	LPG & NH3	3" F-NPT	1325 (LPG) 1173 (NH3)